

PORI

HONG KONG PUBLIC OPINION RESEARCH INSTITUTE

香 港 民 意 研 究 所

Latest Tracking Poll Results

March 29, 2022

PORI

HONG KONG PUBLIC OPINION RESEARCH INSTITUTE

香 港 民 意 研 究 所

限聚指數

Group Gathering Prohibition Index

29/3/2022

樣本資料 - 限聚指數基準調查

Contact Information - Group Gathering Prohibition Index Benchmark Survey

3

	香港民研意見群組成員 HKPOP Panel
調查日期 Survey date	11/3 15:00 – 16/3 19:00
調查方法 Survey method	以電郵接觸群組成員，並於網上完成調查 Online survey
訪問對象 Target population	十二歲或以上的香港市民 Hong Kong residents aged 12+
總成功樣本 Total sample size	6,324
回應比率 Response rate	7.2%
抽樣誤差 Sampling error	95% 置信水平，百分比誤差 +/-1% Sampling error of percentages at +/-1% at 95% confidence level
加權方法 Weighting method	按照1) 政府統計處提供的全港人口年齡及性別分佈、教育程度（最高就讀程度）及經濟活動身分統計數字；2) 常規調查中的政治狀況評價及政治取向分佈，以「反覆多重加權法」作出調整。 Rim-weighted according to 1) gender-age distribution, educational attainment (highest level attended) distribution and economic activity status distribution of Hong Kong population from Census and Statistics Department; 2) appraisal of political condition and political inclination distribution from regular tracking surveys.

限聚指數

Group Gathering Prohibition Index

4

- **最新調查日期 Latest survey date: 11-16/3/2022 (N=6,324)**
- **上次調查日期 Last survey date: 14-18/2/2022 (N=4,984)**
- **上上次調查日期 Second last survey date: 17-24/1/2022 (N=5,043)**

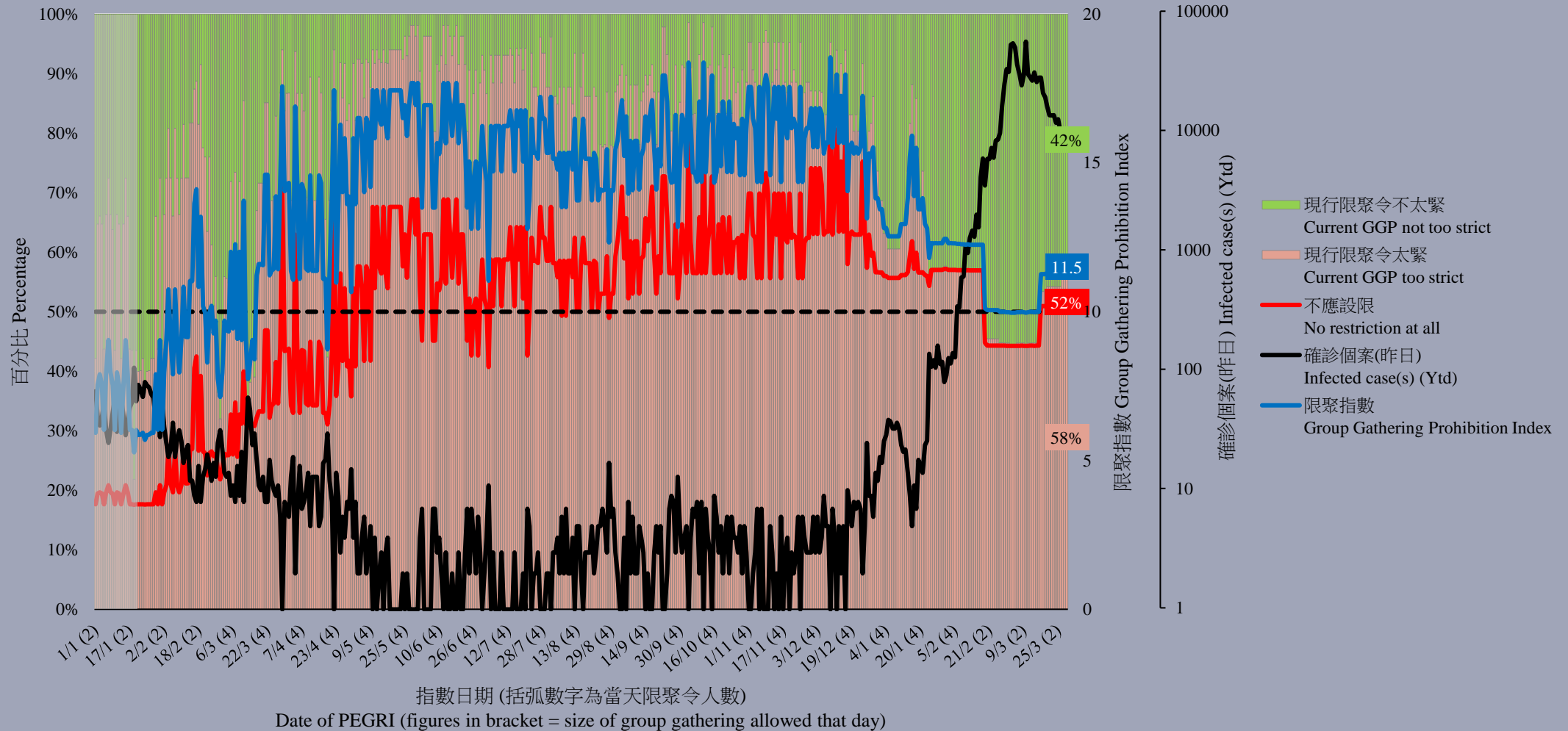
意見題目	Opinion Questions
<p>你認為香港應否無條件全面撤銷「限聚令」？</p> <ul style="list-style-type: none">▪ 應該無條件撤銷「限聚令」▪ 不應該，應視乎疫情而定▪ 不知道／很難說 <p>[追問沒有選擇應該“無條件撤銷「限聚令」”者]</p> <p>你認為每天新增確診個案數應是多少，才適合將「限聚令」訂於2人？</p> <p>你認為每天新增確診個案數應是多少，才適合將「限聚令」訂於4人？</p> <p>你認為每天新增確診個案數應是多少，才適合將「限聚令」訂於8人？</p> <p>你認為每天新增確診個案數應是多少，才適合將「限聚令」訂於16人？</p> <p>你認為感染個案清零多少天後，限聚令應該全面撤銷？</p> <p>請於以下欄位列舉你認為合適的 [個案數 及 限聚人數] 組合.....</p>	<p>Do you think the regulation prohibiting gatherings of more than a specific number of people in public places should be completely lifted unconditionally in Hong Kong?</p> <ul style="list-style-type: none">▪ Yes, the ban should be lifted unconditionally▪ No, it should depend on the epidemic situation▪ Don't know / hard to say <p>[For respondents NOT answering “Yes, the ban should be lifted unconditionally”]</p> <p>How many newly confirmed cases each day should there be before it would be appropriate to prohibit gatherings of more than 2 people?</p> <p>How many newly confirmed cases each day should there be before it would be appropriate to prohibit gatherings of more than 4 people?</p> <p>How many newly confirmed cases each day should there be before it would be appropriate to prohibit gatherings of more than 8 people?</p> <p>How many newly confirmed cases each day should there be before it would be appropriate to prohibit gatherings of more than 16 people?</p> <p>After how many days of zero infection do you think the group gathering ban should be lifted altogether?</p> <p>Please list combinations of [number of cases & number of people allowed in gatherings] that you think is appropriate in the field below:</p>

調查結果 - 限聚接受程度

Survey Result – Group Gathering Prohibition Acceptance Level

5

限聚接受程度 Group Gathering Prohibition Acceptance Level



限聚指數 - 分析評論

Group Gathering Prohibition Index – Commentary

6

民生大聯盟發言人章彤輝博士指出，「政府過往錯失不少時機，致未能控制病源，及切斷傳染途徑，和照顧較易得重症的人群。政府同時亦應將『打針』這一環處理得更好。至於限聚令，除了比較複雜外，也沒有好好執行，漏洞處處。這些，均令政府抗疫的形象受損。」

Dr Tung-fai Cheung, Spokesman of Alliance of Revitalizing Economy and Livelihood, observed, “The government has missed many opportunities in the past to control the source of the disease, to cut off the transmission route, and to take care of those who are more vulnerable to severe disease. The government should also do a better job in the area of "vaccination". As for the restriction on gathering, apart from being complicated, it is not properly enforced and is full of loopholes. All these have tarnished the government's image in fighting the epidemic.”

PORI

HONG KONG PUBLIC OPINION RESEARCH INSTITUTE

香 港 民 意 研 究 所

Latest Tracking Poll Results

March 29, 2022

Contact Information

8

	Executive Councillors Naming	Popularity of HKSAR Government, PSI and Executive Councillors Rating
Date of survey	7-11/3/2022	21-25/3/2022
Survey method	Random telephone survey conducted by real interviewers	
Target population	Cantonese-speaking Hong Kong residents aged 18 or above	
Sample size	1,000 (including 504 landline and 496 mobile samples)	1,004 (including 503 landline and 501 mobile samples)
Effective response	51.5%	42.1%
Sampling error	Sampling error of percentages not more than +/-4%, that of net values not more than +/-7% and that of ratings not more than +/-2.8 at 95% conf. level	
Weighting method	Rim-weighted according to figures provided by the Census and Statistics Department. The gender-age distribution of the Hong Kong population came from “Mid-year population for 2020”, while the educational attainment (highest level attended) distribution and economic activity status distribution came from “Women and Men in Hong Kong - Key Statistics (2020 Edition)”.	

Survey Topic

9

- **Popularity of HKSAR Government**
 - People's satisfaction with the HKSAR Government
 - People's trust in the HKSAR Government
 - People's appraisals of society's conditions
- **Public Sentiment Index**
- **Popularity of Executive Councillors**
 - Top 5 non-official Executive Councillors - Naming
 - Top 5 non-official Executive Councillors - Rating

Survey Result - Popularity of HKSAR Government

10

● People's satisfaction with the HKSAR Government

	21-24/2/2022	21-25/3/2022	Change	Record
Satisfaction rate	16%	10%	▼6% *	Record low since Feb. 2020
Dissatisfaction rate	64%	72%	▲8% *	Record high since Feb. 2020
Net satisfaction rate	-48%	-62%	▼15% *	Record low since Feb. 2020
Mean value	2.1	1.8	▼0.3 *	Record low since Mar. 2020

- Regarding the HKSAR Government, latest satisfaction rate is 10%, whereas dissatisfaction rate stands at 72%, thus the net satisfaction is negative 62 percentage points, which has plunged by 15 percentage points from a month ago and registered a record **low** since February 2020. The mean score is 1.8, meaning close to “quite dissatisfied” in general.

* Significant change

Survey Result - Popularity of HKSAR Government

11

● People's trust in the HKSAR Government

	21-24/2/2022	21-25/3/2022	Change	Record
Trust	30%	24%	▼6% *	Record low since Feb. 2020
Distrust	48%	58%	▲11% *	Record high since Oct. 2020
Net trust	-18%	-35%	▼17% *	Record low since Oct. 2020
Mean value	2.5	2.3	▼0.2 *	Record low since Nov. 2020

- Regarding people's trust in the HKSAR Government, 24% of the respondents expressed trust, 58% expressed distrust, thus the net trust value is negative 35 percentage points, which has plunged by 17 percentage points from a month ago and registered a record **low** since October 2020. The mean score is 2.3, meaning close to “quite distrust” in general.

Survey Result - Popularity of HKSAR Government

12

• Net satisfaction rates of society's conditions

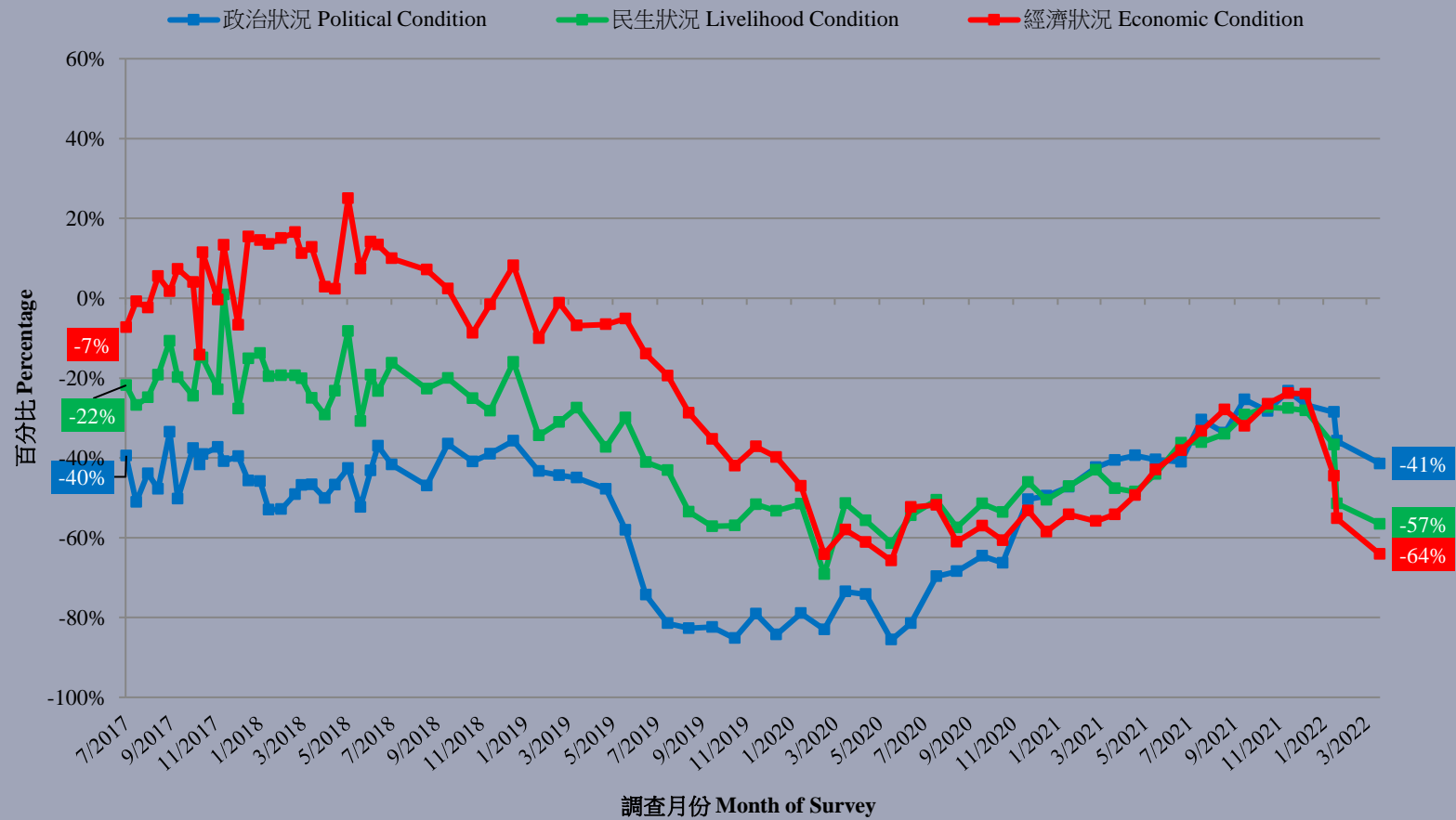
	21-24/2/2022	21-25/3/2022	Change	Record
Political condition	-36%	-41%	▼6%	Record low since Feb. 2021
Livelihood condition	-51%	-57%	▼5%	Record low since Aug. 2020
Economic condition	-55%	-64%	▼9% *	Record low since May 2020

- As for people's satisfaction with the current political, livelihood and economic conditions, the net satisfaction rates are negative 41, negative 57 and negative 64 percentage points respectively. The mean scores fall between 1.9 and 2.1, meaning close to “quite dissatisfied” in general. The net satisfaction rates of all conditions have **dropped** compared to a month ago, but only the drop in economic condition has gone beyond sampling error. The net satisfaction rates of political, livelihood and economic conditions have registered record **lows** since February 2021, August 2020 and May 2020 respectively.

* Significant change

Survey Result - Popularity of HKSAR Government

市民對社會狀況的評價滿意率淨值 (按次計算)
Net satisfaction rates of people's appraisals of society's conditions (Per Poll)
(7/2017 – 3/2022)



Survey Topic

14

- Popularity of HKSAR Government
 - People's satisfaction with the HKSAR Government
 - People's trust in the HKSAR Government
 - People's appraisals of society's conditions
- Public Sentiment Index
- Popularity of Executive Councillors
 - Top 5 non-official Executive Councillors - Naming
 - Top 5 non-official Executive Councillors - Rating

Survey Result - Public Sentiment Index

15

● Public Sentiment Index (PSI)

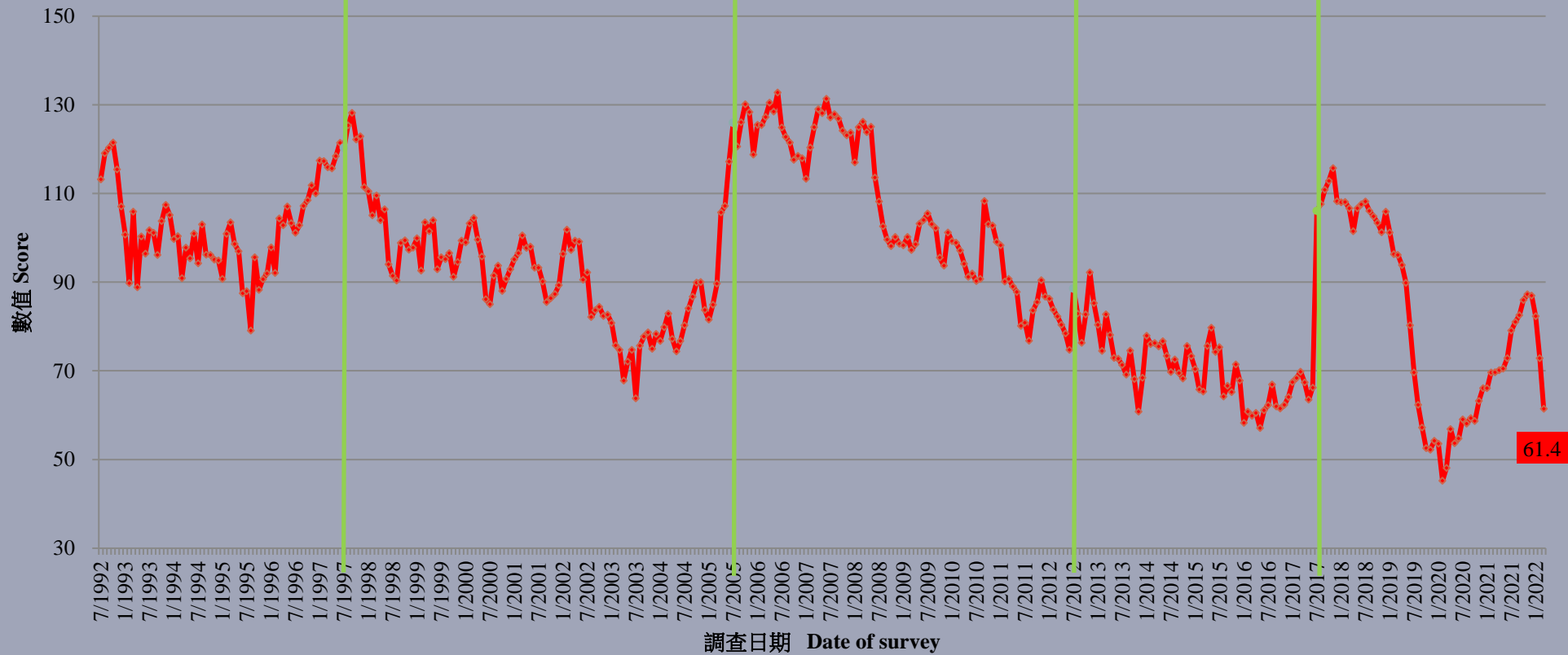
	11/3/2022	25/3/2022	Change	Record
Public Sentiment Index (PSI)	65.4	57.4	▼8.0	Record low since Oct. 2020
Government Appraisal (GA)	65.7	58.4	▼7.2	Record low since Mar. 2020
Society Appraisal (SA)	65.3	58.2	▼7.1	Record low since Nov. 2020

- All PSI, GA and SA scores range between 0 to 200, with 100 meaning normal.
- The latest PSI stands at 57.4, down by 8.0 points from early March. It can be considered as among the worst 1% across the past 20 years or so. Two component scores of PSI also can be considered as among the worst 1% across the past 20 years or so respectively. The PSI, the GA and the SA have registered record **lows** since October 2020, March 2020 and November 2020 respectively.

Survey Result - Public Sentiment Index

16

民情指數 (按月計算)
Public Sentiment Index (monthly average)
(7/1992 - 3/2022)



Survey Topic

17

- Popularity of HKSAR Government
 - People's satisfaction with the HKSAR Government
 - People's trust in the HKSAR Government
 - People's appraisals of society's conditions
- Public Sentiment Index
- Popularity of Executive Councillors
 - Top 5 non-official Executive Councillors - Naming
 - Top 5 non-official Executive Councillors - Rating

Survey Result - Popularity of Executive Councillors

18

• Top 5 non-official Executive Councillors - Naming

Rank	Executive Councillors	6-10/9/2021	7-11/3/2022	Change	Change in ranking
1	Regina Ip	20%	22%	▲2%	--
2	Bernard Chan	10%	10%	▲<1%	▲1
3	Ronny Tong	10%	6%	▼4% *	▼1
4	Ip Kwok-him	1%	2%	▲1%	▲5
5	Tommy Cheung	2%	2%	▼1% *	--
6	Jeffrey Lam	1%	1%	▲<1%	▲6
Wrong answer		8%	11%	▲4%	--
Don't know / hard to say		72%	68%	▼4%	--

- The naming survey showed that Regina Ip, Bernard Chan and Ronny Tong were named most frequently. However, 11% made a wrong attempt at citing non-official Executive Councillors while 68% had no clue at all.

* Significant change

Survey Result - Popularity of Executive Councillors

19

• Top 5 non-official Executive Councillors - Rating

	16-23/9/2021	21-25/3/2022	Change	Record
Regina Ip	40.5	44.1	▲3.6 *	Record high since Apr. 2019
Bernard Chan	37.4	42.9	▲5.5 *	Record high since Apr. 2019
Ronny Tong	34.6	34.5	▼0.1	Record low since Mar. 2021
Ip Kwok-him	--	34.5	--	Record high since Apr. 2019
Tommy Cheung	30.7	33.9	▲3.2	Record high since Mar. 2017
Jeffrey Lam	--	34.2	--	Record high since Apr. 2019

- In this latest survey, Jeffrey Lam obtained a support rating of 34.2 marks, but he was dropped due to his relatively low recognition rate. The ratings of Regina Ip, Bernard Chan and Ip Kwok-him have registered record **highs** since April 2019, while that of Tommy Cheung has registered a record **high** since March 2017.

* Significant change

Survey Result - Popularity of Executive Councillors

20

各行政會議成員評分 - 綜合圖表 (按次計算)
Ratings of Executive Councillors – Combined (per poll)
(9/2012 – 3/2022)

